

GHAZIABAD NAGAR NIGAM

REGD OFFICE: NAGAR NIGAM BUILDING, NAVYUG MARKET,
GHAZIABAD-201001(U.P.)

AUDITED FINANCIAL STATEMENT FOR F.Y.2020-21

AHUJA SAXENA & CO.

CHARTERED ACCOUNTANTS

SF-1, PLOT NO 46, NEW PANCHWATI, GHAZIABAD (U.P.)

MOBILE NO.:9871572198

EMAIL ID: cagauravahuja12@gmail.com

Ghaziabad Nagar Nigam (GNN)

Ghaziabad

Balance Sheet as at 31-03-2021

Code No.	Item/ Head of Account	Schedule No	Current Year Amount (Rs.)	Previous Year Amount (Rs.)
1	2	3	4	5
	LIABILITIES			
	Reserve & Surplus			
310	Municipal (General) Fund	B-1	16,150,546,750.49	15,756,885,882.22
311	Earmarked Funds	B-2	-	-
312	Reserves	B-3	106,611,270,902.00	106,611,270,902.00
	Total Reserves & Surplus		122,761,817,652.49	122,368,156,784.22
320	Grants, Contributions for specific purposes Loans	B-4	3,060,921,459.48	2,243,614,387.48
330	Secured Loans	B-5	-	-
331	Unsecured Loans	B-6	-	-
	Total Loans		-	-
	Current Liabilities and Provisions			
340	Deposits Received	B-7	-	-
341	Deposit works	B-8	-	-
350	Other Liabilities	B-9	332,097,822.16	258,834,178.39
360	Provisions	B-10	396,418.00	345,371.00
	Total Current Liabilities and Provisions		332,494,240.16	259,179,549.39
	TOTAL LIABILITIES		126,155,233,352.13	124,870,950,721.09
	ASSETS			
	Fixed Assets			
410	Gross Block	B-11	119,365,744,395.00	118,886,370,788.37
411	Less: Accumulated Depreciation		2,493,436,201.00	2,134,564,460.00
	Net Block		116,872,308,194.00	116,751,806,328.37
412	Capital Work-in-Progress		540,241,469.00	488,112,256.00
	Total Fixed Assets		117,412,549,663.00	117,239,918,584.37
	Investments			
420	Investment - General Fund	B-12	95,679,736.00	540,904,410.00
421	Investments - Other Funds	B-13	-	-
	Total Investments		95,679,736.00	540,904,410.00
	Current Assets, Loans and Advances			
430	Stock in Hand (Inventories)	B-14	41,504,388.44	43,390,149.00
431	Sundry Debtors (Receivables)	B-15	4,329,640,379.57	3,651,116,105.90
432	Less: (Accumulated prov. against debts)		-	-
440	Prepaid Expenses	B-16	844,006.00	893,590.00
450	Cash and Bank Balances	B-17	3,908,295,784.97	3,152,623,385.79
460	Loans, advances and deposits	B-18	366,719,395.00	242,104,496.03
461	Less: Accumulated provision against Loans		-	-
	Total Current Assets, Loans & Advances		8,647,003,953.98	7,090,127,726.72
470	Other Assets	B-19	-	-
480	Miscellaneous Exp. (to the extent not written off)	B-20	-	-
	TOTAL ASSETS		126,155,233,352.13	124,870,950,721.09

SIGNIFICANT ACCOUNTING POLICIES & NOTES TO THE ACCOUNTS
AS PER THE REPORT OF EVEN DATE ATTACHED

For Ahuja Saxena & Co.
Chartered Accountants

CA. Gaurav Ahuja
(Prop)
M.No.421236

For Ghaziabad Nagar Nigam

(Accountant) (Asst. Account Officer) (Accounts Officer) (Addl. Municipal Commissioner)

लेखाधिकारी अपर नगर आयुक्त
गाजियाबाद नगर निगम गाजियाबाद नगर निगम

Place: Ghaziabad

Date: 17-09-2021

UDIN:-

21421236AAAAP 9304

**Ghaziabad Nagar Nigam (GNN)
Ghaziabad**

Income and Expenditure Account for the year ending on 31-03-2021

Code No.	Item/ Head of Account	Schedule No	Current Year Amount (Rs.)	Previous Year Amount (Rs.)
1	2	3	4	4
	Income			
	Sale	IE-1	20,032,850.94	17,474,299.00
	General Income	IE-2	1,295,478,571.92	1,302,345,289.88
	Grant-in-Aid	IE-3	3,296,570,916.00	3,338,706,688.00
	Others Income	IE-4	37,883,777.02	83,827,909.49
	Total		4,649,966,115.88	4,742,354,186.37
	Expenses			
	Administration Division	IE-5	991,951,014.77	983,778,245.76
	Development & Construction Division	IE-6	616,956,850.19	367,092,220.64
	Education/ Sports/ Social Welfare & Library	IE-7	20,608,812.00	22,107,551.00
	Electrification Division	IE-8	217,335,623.47	148,615,641.61
	Health Division	IE-9	1,154,332,880.34	1,065,554,970.92
	Horticulture Division	IE-10	194,358,256.20	204,787,898.42
	Law Division	IE-11	8,007,451.00	7,314,319.00
	Property Division	IE-12	1,035,574.00	1,082,703.00
	Water Storage & Disposal Division	IE-13	309,424,125.14	471,085,323.35
	Work from Grant-in-Aid	IE-14	381,005,024.76	137,560,785.95
	Depreciation		358,871,741.00	345,320,752.00
	Total		4,253,887,352.87	3,754,300,411.65
	Net Surplus/ (Deficit)		396,078,763.01	988,053,774.72

SIGNIFICANT ACCOUNTING POLICIES & NOTES TO THE ACCOUNTS

1


AS PER THE REPORT OF EVEN DATE ATTACHED

For Ahuja Saxena & Co.

For Ghaziabad Nagar Nigam

Chartered Accountants

CA. Gaurav Ahuja
(Prop)
M.No.421236



(Accountant)

(Asst. Account Officer)

(Accounts Officer)

(Addl. Municipal Commissioner)

लेखाधिकारी
गाज़िबाद नगर निगम
अपर नगर आयुक्त
नगर निगम, गाज़ियाबाद

Place: Ghaziabad

Date : 17-09-2021

UDIN:-

21421236 AAAAAA P 9304

GHAZIABAD NAGAR NIGAM(GNN)

GHAZIABAD

Cash Flow Statement for the year ended 31st March 2021

(` in Rupees)

Particulars	Year ended 31 March 2021	Year ended 31 March 2020
A. Cash flows from Operating Activities		
Gross Surplus/(Deficit) over Expenditure	396,078,763.01	988,053,774.72
Add:-		
Depreciation/Misc Expenses Written Off	358,871,741.00	345,320,752.00
Interest & Financial Expenses	-	-
Less:-		
Interest Earned	35,226,725.02	51,737,337.75
Adjusted income over expenditure before effecting changes in current assets and current liabilities and extra-ordinary items	719,723,778.99	1,281,637,188.97
Changes in Current Assets and Current Liabilities		
(Increase) / Decrease in Sundry Debtors	(678,524,273.67)	(833,227,014.02)
(Increase) / Decrease in Other Current Assets	(122,679,554.41)	(45,917,445.67)
(Decrease)/ increase in Deposits received	-	-
(Decrease)/ increase in other current liabilities	73,314,690.77	32,403,905.73
	-	-
Net cash generated from/(used in) Operating Activities(A)	(8,165,358.32)	434,896,635.01
B. Cash flows from Investing Activities		
(Purchase) of fixed Assets & CWIP	(531,502,819.63)	(750,374,516.41)
(Increase) / Decrease in Investments	445,224,674.00	(461,397,434.00)
Increase / (Decrease) in Special Funds/Grants/Loans	817,307,072.00	318,831,226.86
Increase / (Decrease) in Reserves & Capital Contributions	(2,417,893.89)	-
Net cash generated from/ (used in) investing activities (B)	728,611,032.48	(892,940,723.55)
C. Cash flows from Financing Activities		
Add:-		
Interest Earned	35,226,725.02	51,737,337.75
Less:		
Finance expenses	-	-
Net cash generated from (used in) financing activities (C)	35,226,725.02	51,737,337.75
Net Increase/Decrease in cash and cash equivalents(A+B+C)	755,672,399.18	(406,306,750.79)
Cash and cash equivalents at beginning of period	3,152,623,385.79	3,558,930,136.58
Cash and cash equivalents at end of period	3,908,295,784.97	3,152,623,385.79

AS PER THE REPORT OF EVEN DATE ATTACHED

For AHUJA SAXENA & CO.
Chartered Accountants

FOR GHAZIABAD NAGRA NIGAM

(CA GAURAV AHUJA)

M.NO. 421236

ACCOUNTANT

ASST. ACCOUNT OFFICER

ACCOUNTS OFFICER

ADDL. MUNICIPAL COMMISSIONER

PLACE:- GHAZIABAD

DATE:17.09.2021

UDIN:-

214R1236AAAAAP 9304

लेखाधिकारी
गाजियाबाद नगर निगम

अपर नगर आयुक्त
नगर निगम, गाजियाबाद

Ghaziabad Nagar Nigam (GNN)

Schedule B- 1: Municipal (General) Fund [Code No 310]

Code No.	Particulars	Opening balance as on 31st March,2020	Additions during the year * (Rs.)	Total (Rs.)	Deductions during the year ** (Rs.)	Balance at the end of 31st March, 2021
1	2	3	4	5(3+4)	6	7 (5-6)
310- 10	Municipal Fund	15,756,885,882.22	-	15,756,885,882.22	2,417,893.89	15,754,467,988.33
310- 90	Excess of Income Over Expenditure	-	396,078,763.01	396,078,763.01	-	396,078,763.01
	Total Municipal fund (310)	15,756,885,882.22	396,078,763.01	16,152,964,645.23	2,417,893.89	16,150,546,750.49

Schedule B- 2: Earmarked Funds

Schedule B - 2: Special Funds/ Sinking Fund/ Trust or Agency Fund [Code No 311]

Particulars	Total Special Fund as on	Special Fund 1	Special Fund 2	Special Fund 3	Amount in Rs.
					Special Fund 4
Code No.					
(a) Opening Balance		-	-	-	-
(b) Additions to the Special Fund		-	-	-	-
(i) Transfer from Other Fund		-	-	-	-
(ii) Interest/ Dividend earned on Special Fund		-	-	-	-
Investments					
(iii) Profit on disposal of Special Fund Investments		-	-	-	-
(iv) Appreciation in Value of Special Fund Investments		-	-	-	-
(v) Other addition (Old Adjustment)		-	-	-	-
Total (b)		-	-	-	-
(c) Payments out of funds					
(i) Capital expenditure on					
Fixed Assets*		-	-	-	-
Others		-	-	-	-
Sub -total					
(ii) Revenue Expenditure on					
Salary, Wages and allowances etc.		-	-	-	-
Rent		-	-	-	-
Other administrative charges		-	-	-	-
Sub -total					
(iii) Other:					
Loss on disposal of Special Fund Investments		-	-	-	-
Diminution in Value of Special Fund Investments		-	-	-	-
Transferred to Municipal Fund		-	-	-	-

Ghaziabad Nagar Nigam (GNN)

	Transferred to Income		-	-	-	-
	Sub -total					
	Total of (i+ ii+ iii) (c)					
	Net balance at the year end - (a+ b)-(c)		-	-	-	-
	Grant Total of Special Funds					

Ghaziabad Nagar Nigam (GNN)

Schedule B- 3: Reserves [Code No 312]

Code No.	Particulars	Opening balance as on 31st March,2020 (Rs.)	Additions during the year (Rs.)	Total (Rs.)	Deductions during the year (Rs.)	Balance at the end of 31st March 2021 (Rs.)
1	2	3	4	5 (3+ 4)	6	7 (5- 6)
312- 10	Capital Contribution	-	-	-	-	-
312- 11	Capital Reserve	-	-	-	-	-
312- 20	Borrowing Redemption Reserve	-	-	-	-	-
312- 30	Special Funds (Utilised)	-	-	-	-	-
312- 40	Statutory Reserve	-	-	-	-	-
312- 50	General Reserve	-	-	-	-	-
312- 60	Revaluation Reserve	106,611,270,902.00	-	106,611,270,902.00	-	106,611,270,902.00
	Total Reserve funds	106,611,270,902.00	-	106,611,270,902.00	-	106,611,270,902.00

Ghaziabad Nagar Nigam (GNN)

Schedule B- 4: Grants & Contribution for Specific Purposes [Code No 320]						Amount in Rs.
Particulars	Grants from Central Government	Grants from State Government	Grants from Other Government	Grants from Financial Institutions	Grants from Welfare	Grants from International Organisations
Code No.						
(a) Opening Balance	2,089,538,778.12	9,720,296.00	144,355,313.36	-	-	-
(b) Additions to the Grants *						
(i) Grant received during the year	1,901,343,078.00	5,345,974.00	36,675,368.00	-	-	-
(ii) Interest/ Dividend earned on Grant Investments	-	-	-	-	-	-
(iii) Profit on disposal of Grant Investments	-	-	-	-	-	-
(iv) Appreciation in Value of Grant Investments	-	-	-	-	-	-
(v) Other addition (Specify nature)	-	-	-	-	-	-
Total (b)	1,901,343,078.00	5,345,974.00	36,675,368.00	-	-	-
Total (a+ b)	3,990,881,856.12	15,066,270.00	181,030,681.36	-	-	-
(c) Payments out of funds						
Capital expenditure on						
Fixed Assets*	-	-	-	-	-	-
Others	-	-	-	-	-	-
Sub-total.	-	-	-	-	-	-
(ii) Revenue Expenditure on						
Salary, Wages and allowances etc.	-	-	-	-	-	-
Rent	-	-	-	-	-	-

Ghaziabad Nagar Nigam (GNN)

Other administrative charges	1,114,865,961.00	11,156,387.00	35,000.00	-	-	-
Sub -total	1,114,865,961.00	11,156,387.00	35,000.00	-	-	-
(iii) Other:						
Loss on disposal of Grant Investments	-	-	-	-	-	-
Diminution in Value of Grant Investments	-	-	-	-	-	-
Grants Refunded	-	-	-	-	-	-
Sub -total	-	-	-	-	-	-
Total (c) [i+ ii+ iii]	1,114,865,961.00	11,156,387.00	35,000.00	-	-	-
Net balance at the year end-(a+ b)-(c)	2,876,015,895.12	3,909,883.00	180,995,681.36	-	-	-
Total Grants & Contribution for Specific Purposes						
Total	2,876,015,895.12	3,909,883.00	180,995,681.36	-	-	-

Ghaziabad Nagar Nigam (GNN)

Schedule B-5: Secured Loans [Code No 330]

Code No.	Particulars	Current Year (Amount In Rs.)	Previous Year (Amount In Rs.)
1	2	3	4
330-10	Loans from Central Government	-	-
330-20	Loans from State government	-	-
330-30	Loans from Govt. bodies & Associations	-	-
330-40	Loans from international agencies	-	-
330-50	Loans from banks & other financial institutions	-	-
330-60	Other Term Loans	-	-
330-70	Bonds & debentures	-	-
330-80	Other Loans	-	-
	Total Secured Loans	-	-

Schedule B-6: Unsecured Loans [Code No 331]

Code No.	Particulars	Current Year (Amount In Rs.)	Previous Year (Amount In Rs.)
1	2	3	4
331-10	Loans from Central Government	-	-
331-20	Loans from State government	-	-
331-30	Loans from Govt. bodies & Associations	-	-
331-40	Loans from international agencies	-	-
331-50	Loans from banks & other financial institutions	-	-
331-60	Other Term Loans	-	-
331-70	Bonds & debentures	-	-
331-80	Other Loans	-	-
	Total Un-Secured Loans	-	-

Schedule B-7: Deposits Received [Code No 340]

Code No.	Particulars	Current Year (Amount In Rs.)	Previous Year (Amount In Rs.)
1	2	3	4
340-10	From Contractors	-	-
340-20	From Revenues	-	-
340-30	From staff	-	-
340-80	From Others	-	-
	Total deposits received	-	-

Schedule B- 8: Deposits Works [Code No 341]

Code No.	Particulars	Current Year (Amount In Rs.)	Previous Year (Amount In Rs.)
1	2	3	4
341- 10	Civil Works	-	-
341- 20	Electrical works	-	-
341- 80	Others	-	-
	Total of deposit works	-	-

Ghaziabad Nagar Nigam (GNN)

Schedule B- 9: Other Liabilities (Sundry Creditors) [Code No 350]

Code No.	Particulars	Current Year	Previous Year
		(Amount In Rs.)	(Amount In Rs.)
1	2	3	4
350- 10	Creditors	199,755,135.59	155,061,201.11
350- 11	Employee Liabilities	93,536,122.09	83,181,989.00
350- 12	Interest Accrued and Due	-	-
350- 20	Recoveries Payable	-	-
350- 30	Government Dues Payable	30,744,292.48	17,382,613.28
350- 40	Refunds Payable/ Withheld	3,537,362.00	3,208,375.00
350- 41	Advance Collection of Revenues	924,910.00	-
350- 80	Others	3,600,000.00	-
	Total Other liabilities	332,097,822.16	258,834,178.39

Schedule B- 10: Provisions [Code No. 360]

Code No.	Particulars	Current Year	Previous Year
		(Amount In Rs.)	(Amount In Rs.)
1	2	3	4
360- 10	Provision for Expenses	396,418.00	345,371.00
360- 20	Provision for Interest	-	-
360- 30	Provision for Other Expenses	-	-
	Total Provisions	396,418.00	345,371.00

Charzabad Nagar Nigam (GNN)

Schedule B-1: Fixed Assets [Code No. 410 & 411]

Code No	Particulars	Rate Of Depreciation	Gross Block						Accumulated Depreciation			Net Block		Amount in Rs.
			Opening Balance	Additions during the period More than 6 months	Additions during the period Less than 6 months	Deductions during the period	Cost at the end of the year	Opening Balance	Additions during the period	Total at the end of the year	At the end of current year	At the end of the previous year		
1	2	3	4	5	6	7	8	9	10	11	12	13		
410-10	Land	0.00%	108,696,508,011.00	-	-	-	108,696,508,011.00	-	-	-	-	-	108,696,508,011.00	
410-20	Buildings	5.00%	783,029,404.19	-	-	-	783,029,404.19	161,278,252.00	31,087,558.00	192,365,810.00	590,663,594.19	621,751,152.19		
	Infrastructure Assets													
410-30	Roads and Bridges	5.00%	3,709,618,232.56	209,892,826.65	51,435,537.32	-	3,970,946,596.53	886,908,613.00	152,916,011.00	1,039,824,624.00	2,931,121,972.53	2,822,709,619.56		
410-31	Sewerage and drainage	5.00%	1,811,397,083.91	58,592,960.53	31,526,505.53	-	1,901,516,549.97	372,258,167.00	75,674,757.00	447,932,924.00	1,453,583,625.97	1,439,138,916.91		
	Toilets	5.00%	9,256,371.95	3,220,105.00	3,096,066.00	-	15,572,542.95	416,448.00	680,403.00	1,096,851.00	14,475,691.95	8,839,923.95		
	Parks	5.00%	410,037,835.88	1,007,369.00	762,895.00	-	411,808,099.88	85,947,704.00	16,273,947.00	102,221,651.00	309,586,448.88	324,090,131.88		
410-32	Water ways :													
	Lakes And Ponds	0.00%	1,429,308,607.00	-	-	-	1,429,308,607.00	-	-	-	-	-	1,429,308,607.00	
	Water Works Distribution	5.00%	1,308,714,322.19	35,461,043.61	51,605,422.99	-	1,395,780,788.79	239,721,387.00	56,512,835.00	296,234,222.00	1,099,546,566.79	1,068,992,935.19		
410-33	Public Lighting	5.00%	353,198,445.79	1,745,662.00	2,432,948.00	-	357,377,055.79	178,920,200.00	8,862,019.00	187,782,219.00	169,594,836.79	174,276,245.79		
	Other assets													
410-40	Plants & Machinery	5.00%	97,175,633.60	22,530,073.00	430,048.00	-	120,135,754.60	22,436,566.00	4,874,208.00	27,310,774.00	92,824,980.60	74,739,067.60		
410-50	Vehicles	30.00%	173,831,088.00	20,720.00	44,000.00	-	173,895,808.00	162,553,088.00	3,396,216.00	165,949,304.00	7,946,504.00	11,276,000.00		
410-60	Office & other equipment	-5.00%	70,973,676.84	-	-	-	70,973,676.84	13,721,198.00	2,862,624.00	16,583,822.00	54,389,854.84	57,252,478.84		
410-70	Furniture, fixtures, fittings and electrical appliances	18.10%	33,322,075.46	854,950.00	957,624.00	-	35,134,649.46	10,402,837.00	4,389,793.00	14,792,630.00	20,342,019.46	22,919,238.46		
	Computer Software	40.00%	-	2,950,000.00	806,850.00	-	3,756,850.00	-	1,341,370.00	1,341,370.00	2,415,480.00	-		
	Total		118,886,370,788.37	336,275,709.79	143,097,896.84	-	119,365,744,395.00	2,134,564,460.00	358,871,741.00	2,493,436,201.00	116,872,308,194.00	116,751,806,326.37		

Ghaziabad Nagar Nigam (GNN)**Schedule B-12: Investments - General Fund [Code 420]**

Code No.	Particulars	With whom invested	Face value (Rs.)	Current year Carrying Cost (Rs.)
1	2	3	4	5
420-10	Central Government Securities		-	-
420-20	State Government Securities		-	-
420-30	Debentures and Bonds		-	-
420-40	Preference Shares		-	-
420-50	Equity Shares		-	-
420-60	Units of Mutual Funds		-	-
420-80	Other Investments FDR	Nationalised Banks	43,952,544.00	95,679,736.00
	Total of Investments General Fund		43,952,544.00	95,679,736.00

Ghaziabad Nagar Nigam (GNN)**Schedule B-13: Investments - Other Funds [Code 421]**

Code No.	Particulars	With whom invested	Face value (Rs.)	Current year Carrying Cost (Rs.)
1	2	3	4	5
421-10	Central Government Securities	-	-	-
421-20	State Government Securities	-	-	-
421-30	Debentures and Bonds	-	-	-
421-40	Preference Shares	-	-	-
421-50	Equity Shares	-	-	-
421-60	Units of Mutual Funds	-	-	-
421-80	Other Investments	-	-	-
	Total of Investments Other Funds			-

Schedule B-14: Stocks in Hand (Inventories) [Code 430]

Code No.	Particulars	Current Year (Amount In Rs.)	Previous Year (Amount In Rs.)
1	2	3	4
430-10	Stores & Consumables	41,504,388.44	43,390,149.00
430-20	Loose Tools	-	-
430-30	Others	-	-
	Total Stock in hand	41,504,388.44	43,390,149.00

Ghaziabad Nagar Nigam (GNN)

Schedule B- 15: Sundry Debtors (Receivables) [Code No 431]

Code No.	Particulars	Gross Amount as on 31.03.2021 (Rs.)	Provision for Outstanding revenues (Rs.)	Net Amount as on 31.03.2021 (Rs.)
1	2	3	4	5 = 3 - 4
			(Code No 432)	
431- 10	Receivables for Property			
	Less than 5 years *	297,461,515.17	-	297,461,515.17
	More than 5 years*	-	-	-
	Sub - total	297,461,515.17	-	297,461,515.17
431- 91	Less: State Government Cesses/ Levies in Taxes - Control Accounts	-	-	-
	Net Receivables of Property Taxes	297,461,515.17	-	297,461,515.17
431- 19	Receivable of Other Taxes			
	Less than 5 years*	-	-	-
	More than 5 years*	-	-	-
431- 99	Sub- total	-	-	-
	Less: State Government Cesses/ Levies in Taxes - Control Accounts	-	-	-
	Net Receivables of Other Taxes	-	-	-
431- 20	Receivables of Cess			
	Less than 3 years*	-	-	-
	More than 3 years*	-	-	-
	Sub- total	-	-	-
431- 30	Receivables for Fees and User Charges			
	Less than 3 years*	-	-	-
	More than 3 years*	-	-	-
	Sub - total	-	-	-
431- 40	Receivables from Other Sources			
	Less than 3 years*	142,439,433.40	-	142,439,433.40
	More than 3 years*	-	-	-
	Sub - total	142,439,433.40	-	142,439,433.40
431- 50	Receivables from Government	3,889,739,431.00	-	3,889,739,431.00
	Total of Sundry Debtors (Receivables)	4,329,640,379.57	-	4,329,640,379.57

Ghaziabad Nagar Nigam (GNN)

Schedule B-16: Prepaid Expenses [Code No 440]

Code No	Particulars	Current Year (Amount In Rs.)	Previous Year (Amount In Rs.)
1	2	3	4
440-10	Establishment	-	-
440-30	Administrative	844,006.00	893,590.00
440-20	Operations & Maintenance	-	-
	Total Prepaid expenses	844,006.00	893,590.00

Schedule B-17 :Cash and Bank Balances [Code No 450]

Code No	Particulars	Current Year (Amount In Rs.)	Previous Year (Amount In Rs.)
1	2	3	4
450-10	Cash	-	-
	Balance with Bank - Municipal Funds		
450-21	Nationalised Banks	3,884,353,817.97	2,869,846,002.79
450-22	Other Scheduled Banks	-	-
450-23	Scheduled Co-operative Banks	-	-
450-24	Post Office	-	-
	Sub-total	3,884,353,817.97	2,869,846,002.79
450-41	Balance with Bank - _____ Special Funds		
450-42	Nationalised Banks	6,416,053.00	6,059,769.00
450-43	Other Scheduled Banks	-	-
450-44	Scheduled Co-operative Banks	-	-
	Post Office	-	-
	Sub-total	6,416,053.00	6,059,769.00
	Balance with Bank - SFC/TFC Grant Funds		
450-61	Nationalised Banks	17,525,914.00	276,717,614.00
450-62	Other Scheduled Banks	-	-
450-63	Scheduled Co-operative Banks	-	-
450-64	Post Office	-	-
	Sub-total	17,525,914.00	276,717,614.00
	Total Cash and Bank balances	3,908,295,784.97	3,152,623,385.79

Ghaziabad Nagar Nigam (GNN)

Schedule B-18: Loans, advances and deposits [Code 460]

Code No	Particulars	Current Year (Amount In Rs.)	Previous Year (Amount In Rs.)
1	2	3	4
460-10	Loans and advances to employees	561,600.00	561,600.00
460-20	Employee Provident Fund Loans	-	-
460-30	Loans to Others	-	-
460-40	Advance to Suppliers and Contractors	18,567,027.00	22,176,405.90
460-50	Advance to Others	-	-
460-60	Deposit with External Agencies	-	-
460-80	Other Current Assets (Receivables)	-	-
	Balance with Revenue Authorities		.
	Goods & Service Tax (Net)	254,289,596.00	126,065,318.13
	ESIC (Deposit under Protest)	93,301,172.00	93,301,172.00
	Sub -Total	366,719,395.00	242,104,496.03
461	- Less: Accumulated Provisions against Loans, Advances and Deposits (Schedule B - 18 (a))	-	-
	Total Loans, advances, and deposits	366,719,395.00	242,104,496.03

Schedule B-18 (a): Accumulated Provisions against Loans, Advances, and Deposits

(Code No 461)

Code No.	Particulars	Current Year (Amount In Rs.)	Previous Year (Amount In Rs.)
1	2	3	4
461-10	Loans	-	-
461-20	Advances	-	-
461-30	Deposits	-	-
	Total Accumulated Provision	-	-

Ghaziabad Nagar Nigam (GNN)

Schedule B-19: Other Assets [Code No 470]

Code No.	Particulars	Current Year (Amount In Rs.)	Previous Year (Amount In Rs.)
1	2	3	4
470-10	Deposit Works	-	-
470-20	Other asset control accounts	-	-
	Total Other Assets	-	-

Schedule B-20: Miscellaneous Expenditure (to the extent not written off)
[Code No 480]

Code No.	Particulars	Current Year (Amount In Rs.)	Previous Year (Amount In Rs.)
1	2	3	4
480-10	Loan Issue Expenses Deferred	-	-
480-20	Discount on Issue of Loans	-	-
480-30	Deferred Revenue Expenses	-	-
480-90	Others	-	-
	Total Miscellaneous expenditure.	-	-

Ghaziabad Nagar Nigam (GNN)**IE-1: Sales**

Particulars	Current Year	Previous Year
	(Amount In Rs.)	(Amount In Rs.)
Sale of Scrap (150-12-01)	2,754,909.00	1,286,510.00
Other Sales- User Charges (140-50-05)	17,277,941.94	16,187,789.00
	20,032,850.94	17,474,299.00

IE-2: General Income & Fees

Particulars	Current Year	Previous Year
	(Amount In Rs.)	(Amount In Rs.)
Income From Taxes		
- House Tax (110-01)	649,262,014.00	636,935,644.00
- Water Tax (110-02)	364,715,815.00	334,012,648.00
- Sewer Tax (110-03)	173,166,644.00	162,028,027.57
- Advertisement Tax (110-11-01)	27,726,172.08	48,506,238.00
- Cinema/Show Tax (120-10-01)	537,420.00	1,160,320.00
- Other Taxes (110-80)	15,991,732.46	10,116,409.03
Income From License		
- General Licence (140-11-11)	6,066,329.00	9,683,523.00
- Health Licence (140-11-11)	1,692,556.00	862,429.00
Income From Renting		
- Rent from Buildings & Shops (130-10-01)	10,938,661.00	9,446,130.00
- Rent from Temporary Use of Lands (130-40-01)	5,280,000.00	5,280,000.00
- Rent from Water Tanks (130-80-03)	979,640.00	832,345.00
- Rent from Swimming Pool (130-80-04)	2,510,000.00	-
Income from Contracts		
- From Parking Contracts (130-80-02)	3,953,694.00	9,448,548.00
- From Other Contracts (130-80-03)	125,935.00	243,490.00
Income from Charges/ Fee		
- Road Cutting Charges (140-70-04)	17,880,854.00	46,230,455.00
- Sewer Connection Charges (140-40-05)	1,045,664.00	7,978,722.00
- Water Connection Charges (140-40-05)	943,815.00	3,479,074.00
- Birth/ Death Certificate Fee (140-13-02)	12,865.00	18,745.00
- Penalty (140-20-01)	3,274,450.00	8,701,126.28
- Photocopy Fee (140-40-10)	16,559.00	20,655.00
- Others Fees (140-40-10)	9,232,225.38	7,038,178.00
- Donation Received in Sai Mandir (140-80-01)	125,527.00	322,583.00
	1,295,478,571.92	1,302,345,289.88

Ghaziabad Nagar Nigam (GNN)

IE-3: Grant-in-aid

Particulars	Current Year (Amount In Rs.)	Previous Year (Amount In Rs.)
Grants Received from Central Govt. (160-10) - Income As per GO for Payment of Salary (160-10-05)	129,234,757.00	-
Grants Received from State Govt. - State Finance Commission (160-10-04) - Income from Stamp Duty Share (160-10-04)	2,438,250,730.00 729,085,429.00	2,508,712,078.00 829,994,610.00
	3,296,570,916.00	3,338,706,688.00

IE-4: Other Incomes

Particulars	Current Year (Amount In Rs.)	Previous Year (Amount In Rs.)
Interest Income (171-10-01)	35,226,725.02	51,737,337.75
Income From Educational Institutes (140-40-02)	1,877,553.00	1,804,219.00
Other Income (180-80-01)	779,499.00	2,557,062.74
Sundry Balance Written Back (Audit Fees) (270-60-01)	-	27,729,290.00
	37,883,777.02	83,827,909.49

IE-5: Administration Division

Particulars	Current Year (Amount In Rs.)	Previous Year (Amount In Rs.)
Salaries - Salaries to Head Office (210-10-11) - Salaries to Audit Department (210-10-10) - Salaries to Accounts Department (210-10-09) - Salaries to Tax Department (210-10-13) - Pension (210-30-01) - Group Insurance (220-40-01) - Gratuity (210-40-02)	61,235,427.00 1,441,997.00 3,713,439.00 53,600,624.00 242,153,060.00 1,732,984.00 7,711,773.00	71,920,450.00 1,988,663.00 3,144,416.00 53,957,850.00 240,351,427.00 1,925,039.50 -
Finance Payment of P/Y for General Stores (280-80-02)	15,849,985.38	17,335,912.64
General Stores (230-30-01)	33,022,767.00	22,515,808.67
Telephone & Internet Charges (220-12-01)	1,985,947.00	4,735,443.29
Audit Fee (220-50-01)	175,000.00	175,000.00
Meetings, Functions & Advertisements on Sundry Contracts (230-51-05)	11,175,657.20	8,245,156.00
Computerisation (Modular Office, Furniture etc.) (230-59-01)	2,757,438.74	1,011,727.00
Consultancy Fee (220-52-04)	2,666,174.00	2,815,485.00
Employees on Contract Basis (210-10-08)	39,344,282.38	22,754,611.00
Diesel & Petrol (230-10-01)	377,422,129.51	352,169,426.85
Miscellaneous Expenses - Miscellaneous Expenses (271-40-01) - Bank Charges (240-70-01) - Sales Tax/VAT Expenses (220-80-01) - Labour Cess Expenses (220-80-02) - TDS Expenses (220-80-03) - GST Expenses (220-80-04)	32,455,336.20 116,903.57 - 7,683,906.04 4,583,900.81 91,122,282.94	22,098,167.00 97,091.41 50,649.00 8,085,919.91 49,352.68 148,350,649.81
	991,951,014.77	983,778,245.76

Ghaziabad Nagar Nigam (GNN)**IE-6: Development & Construction Division**

Particulars	Current Year (Amount In Rs.)	Previous Year (Amount In Rs.)
Salaries to Development & Construction Department (210-10-18)	40,539,060.00	38,056,677.00
Balance Payment of P/Y for Construction Department (280-80-01)	554,786,289.21	289,431,468.05
Maintenance Works of Wards (230-50-01)	20,822,550.98	37,994,830.59
Repairs & Construction of Buildings (230-52-01)	808,950.00	1,609,245.00
	616,956,850.19	367,092,220.64

IE-7: Education/ Sports / Social Welfare & Library

Particulars	Current Year (Amount In Rs.)	Previous Year (Amount In Rs.)
Salaries (210-10-02)	1,272,704.00	1,222,789.00
Repairing Work of Library & Building (230-52)	155,203.00	135,646.00
Teaching Work on Contract (210-10-07)	19,180,905.00	20,749,116.00
	20,608,812.00	22,107,551.00

IE-8: Electric Division

Particulars	Current Year (Amount In Rs.)	Previous Year (Amount In Rs.)
Salaries (210-10-02)	23,847,284.00	29,621,489.00
Balance Payment of P/Y for Electrification Department (280-80-01)	33,578,225.91	6,414,035.91
Maintenance of Tools etc.(230-59-02)	49,721,162.76	35,297,689.44
Maintenance Works on Contracts (230-59-06)	81,773,653.80	65,012,462.26
Electricity Bills Payment (230-10-02)	6,711,599.00	8,700,256.00
Development of City Urban Area (230-59-07)	1,275,943.00	3,569,709.00
Pole Shifting (230-50-04)	20,427,755.00	-
	217,335,623.47	148,615,641.61

IE-9: Health Division

Particulars	Current Year (Amount In Rs.)	Previous Year (Amount In Rs.)
Salaries (210-10-16)	467,856,530.00	477,137,700.00
Balance Payment of P/Y for Health Department (280-80-03)	65,168,658.68	78,073,845.16
Maintenance of Cleaning Work Equipments (230-59-06)	23,515,374.16	36,026,083.17
Cleaning Work on Contract/ Temporary Labour (230-80-08)	442,888,820.00	316,310,592.37
Cleaning Work of Drainages (230-80-07)	1,616,358.00	2,576,442.00
Cleaning Work at Night (230-80-10)	16,082,398.00	31,835,912.00
Expenses on Protection of Contagious Diseases/ Other Sudden Works (230-80-10)	6,663,341.50	4,964,096.22
Cleaning of City Backward Area (230-80-09)	127,808,500.00	118,630,300.00
Donation to Sarvajanic Sansthan (260-20-01)	2,732,900.00	-
	1,154,332,880.34	1,065,554,970.92

Ghaziabad Nagar Nigam (GNN)**IE-10: Horticulture Division**

Particulars	Current Year (Amount In Rs.)	Previous Year (Amount In Rs.)
Salaries (210-10-19)	33,534,111.00	41,579,349.00
Balance Payment of P/Y for Horticulture Department (280-80-	47,966,840.05	48,391,854.67
Repairs & Maintenance of Parks (230-51-02)	86,251,409.00	91,262,414.00
Electricity Bills of Horticulture Department (230-10-01)	1,000,000.00	1,370,607.00
Maintenance of Repairing Equipment (230-59-02)	25,605,896.15	22,183,673.75
	194,358,256.20	204,787,898.42

IE-11: Law Division

Particulars	Current Year (Amount In Rs.)	Previous Year (Amount In Rs.)
Salaries (210-10-17)	3,245,341.00	3,631,971.00
Advocate Fee (220-51-02)	4,742,459.00	3,565,976.00
Court Fees & Other Expenses (220-51-01)	19,651.00	116,372.00
	8,007,451.00	7,314,319.00

IE-12: Property Division

Particulars	Current Year (Amount In Rs.)	Previous Year (Amount In Rs.)
Salaries (210-10-02)	1,035,574.00	1,082,703.00
	1,035,574.00	1,082,703

IE-13: Water Division

Particulars	Current Year (Amount In Rs.)	Previous Year (Amount In Rs.)
Salaries (210-10-20)	130,606,834.00	154,041,124.00
Balance Payment of P/Y for Water Department (280-80-06)	94,286,822.60	122,823,833.93
Handpump Fitting Work (230-50-03)	2,914,657.00	2,480,982.50
Nalkoop Reboor & Establishment (230-50-03)	18,002,183.83	13,252,065.89
Pipeline Repairs (230-50-03)	16,959,915.43	11,005,475.73
Handpump Repairs (230-50-03)	6,149,207.64	10,993,317.89
Running & Maintenance of Sewerage Pumping Plant (230-50-	1,620,242.00	1,630,700.00
Ganga Jal Water Scheme (230-50-03)	15,000,000.00	15,000,000.00
Running & Maintenance of Sewer Treatment Plant (230-50-03)	5,485,803.00	33,997,058.54
Sewer Adjustment (230-50-03)	5,721,681.00	69,572,336.85
Maintenance Work of Mainhole (230-50-03)	-	13,762,286.05
Stores in Water Department (230-30-01B)	10,573,237.64	14,905,246.76
Drinking Water Scheme in City Backward Areas (230-50-03)	-	6,881,052.21
Supervision of Tubewell & Transformers for Electricity Department (230-59-02)	2,103,541.00	739,843.00
	309,424,125.14	471,085,323.35

Ghaziabad Nagar Nigam (GNN)

IE-14: Work from Grant-in-Aid

Particulars	Current Year (Amount In Rs.)	Previous Year (Amount In Rs.)
Development Work in Industrial Area (260-10-01)	1,551,046.00	228,458.00
Development Work on Mayor Discretion (260-10-02)	6,761,975.20	4,755,835.00
Avasthapna Vikas Nidhi (260-10-03)	372,692,003.56	132,576,492.95
	381,005,024.76	137,560,785.95

**Ghaziabad Nagar Nigam, Ghaziabad (GNN)
Notes on Financials for the year 2020-21**

Anenxure"1"

The Financial Statements are compiled with the Schedules and the Significant Policies and Notes on Accounts adopting the Formats as per the National Municipal Accounting Manuals to the extent possible and in compliance with the Accounting Standards of the Institute of Chartered Accountants of India, to the extent applicable and possible, feasible and relevant to the Corporation.

The Financials are prepared for the Ghaziabad Nagar Nigam, Ghaziabad (GNN) as a whole consolidating the various Circles / Departments of GNN.

A. Significant Accounting Policies:

1. Grants

- a. General Grants, which are of a revenue nature, are recognized as income on actual receipt. Grants received or receivable in respect of specific revenue expenditure are recognized as income in the accounting period in which the corresponding revenue expenditure is charged to the Income and Expenditure Account.
- b. Grants received towards capital expenditure are treated as a liability till such time that the capital asset is constructed or acquired in terms of the purpose for which the grant is received. On construction / acquisition of a capital asset out of the grants so received, the extent of liability corresponding to the value of the asset so constructed / acquired stands reduced and the amount is treated as a capital receipt and is transferred from the respective, Specific Grant Account to the Capital Contribution.
- c. Amount proportionate to depreciation of the asset is credited to the Income and Expenditure Account every year, by way of transfer from the Capital Contribution. Grants received for non-depreciable assets are credited to Capital Reserve.
- d. Deposit Works: Capital Grants received as a nodal agency or as implementing agency for an intended purpose, which does not,

Ghaziabad Nagar Nigam, Ghaziabad (GNN)
Notes on Financials for the year 2020-21

Anenxure"1"

result in creation of assets with ownership rights for GNN, shall be treated as a liability, till such time it is used for the intended purpose or payment made to the respective agencies for its intended purpose. Upon utilization/payment for the intended purpose, the extent of liability shall stand reduced with the value of such utilization and no further treatment, as a capital receipt is required.

- e. Grants in the form of non-monetary assets (such as capital assets given at a concessional rate) if any, are accounted for on the acquisition cost. In case a non-monetary asset is received free of cost, it is recorded at a nominal value of Rupee One.
- f. As per general accounting practice any utilization/payment of grant is made after approval of the competent authority and at the time of respective payments the said amounts are debited to the specific capital grant account, and the same considered to be utilized at that point of time itself.

2. Property Tax

- a. For the Property Tax of surveyed areas, income is recognized in the period in which it becomes due and demands are ascertained.
- b. Interest element, is also accrued based on estimates as the component is detailed in the demand itself and is automatically collected when collection is affected and the collection process does not provide for waiver of the same in any case.
- c. Demands raised with retrospective effect shall be treated as current period income at the time when the receipt is certain and disclosed separately in the notes to the financials.

3. Other Income

- a. Assigned revenues, if any, shall be accounted during the year only upon actual collection. However, at year-end alone, these shall be accrued, if sanction order (or proceedings) is passed and the amount is ascertained.

Ghaziabad Nagar Nigam, Ghaziabad (GNN)
Notes on Financials for the year 2020-21

Anenxure"1"

- b. Principal amount charged on long term lease are recognized as income in the year of grant of lease. Premium on the principal is recognized as income on an annual basis.
- c. Revenue in respect of Advertisement rights and rent from properties are accounted on accrual basis.
- d. Other income, in respect of which demand is ascertainable and can be raised in regular course of operations of the ULB, shall be recognized in the period in which it become due, i.e., when the bills are raised.
- e. The Other Incomes, which are of uncertain nature or for which the amount is not ascertainable or where demand is not raised in regular course of operations of the ULB, shall be recognized on actual receipt.
- f. Interest on investment, loan and interest-bearing advances, if any are recognized on due basis.

4. Fixed Assets

- a. The cost of fixed assets includes cost incurred / money spent in acquiring or installing or constructing fixed asset, interest on borrowings attributable to acquisition or construction of qualifying fixed assets up to the date of commissioning of the assets and other incidental expenses incurred to bring them to their intended location and condition.
- b. Any addition or improvement to the fixed asset that results in increasing the utility or capacity or useful life of the asset are capitalized and included in the cost of asset. Revenue expenditure in the nature of repairs and maintenance incurred to maintain the asset and sustain its functioning or the benefit of which is less than for a year, are charged off.
- c. Assets under erection / installation on existing projects and capital expenditures on new projects (including advances for

Ghaziabad Nagar Nigam, Ghaziabad (GNN)
Notes on Financials for the year 2020-21

Anenxure"1"

capital works and project stores) are shown as "Capital Work-in-Progress".

- d. Any Fixed Asset, which has been acquired free of cost or in respect of which no payment has been made, are recorded at nominal value of Rs. 1/-.
- e. All assets costing less than Rs.5,000 (Rupees Five Thousand) are capitalized and depreciated 100% in the year of purchase.

5. Depreciation

- a. Depreciation is provided on the Gross Value of the Asset.
- b. Depreciation on all depreciable fixed assets is provided consistently on Straight Line Method, at the rates prescribed for companies in Schedule II of the Companies Act, 2013.
- c. Depreciation is provided at full rates for assets, which are purchased / constructed before October 3 of an Accounting Year. Depreciation is provided at half the rates for assets, which are purchased / constructed on or after October 3 of an Accounting Year. Similarly, additions / extensions / improvements which are of capital nature and which becomes an integral part of that asset are depreciated over the remaining useful life of the asset. Any addition or extension, which retains a separate identity and is capable of being used after the existing asset is disposed of, is depreciated independently on the basis of an estimate of its own useful life.
- d. Depreciation is provided at full rates for assets, which are disposed on or after October 3 of an Accounting Year. Depreciation is provided at half the rates for assets, which are disposed before October 3 of an Accounting Year.

6. Investments

- a. Investments are disclosed distinctly as current investments and long-term investments. Current investments are by its nature readily realizable and are intended to be held for not more than one year from the date on which such investment is made.

Ghaziabad Nagar Nigam, Ghaziabad (GNN)
Notes on Financials for the year 2020-21

Anenxure"1"

- b. The carrying amount for current investments is the lower of cost and fair value. In respect of investments for which an active market exists, market value generally provides the best evidence of fair value.
- c. The cost of investment includes cost incurred in acquiring investment and other incidental expenses incurred for its acquisition.
- d. All long-term investments are carried / stated in the books of accounts at their cost. However, in the event of any diminution other than temporary in their value as on the date of balance sheet, these are provided for by charging the diminution against revenue. Alternatively, such diminution may be credited to an Investment Revaluation Reserve.
- e. Interests on investments are recognized on time proportionate basis.
- f. Profit / loss, if any, arising on disposal of investment (net of selling expense such as commission, brokerage, etc) from the Municipal Fund are recognized in the year when such disposal takes place.
- g. Income on investments made from Special Fund and Grants under specific Scheme are recognized as income and credited to the Income and Expenditure Account whenever accrued. Profit / loss, if any, arising on disposal of investments (net of selling expense such as commission, brokerage, etc) made from the Special Fund and Grants under specific Scheme are recognized as income and credited / debited to the Income and Expenditure.

Ghaziabad Nagar Nigam, Ghaziabad (GNN)
Notes on Financials for the year 2020-21

Anenxure"1"

7. Inventory

- a. As valued and certified by the Management, the stock lying at the period-end shall be valued at cost in accordance with the First in – First out Method.
- b. Inventories of consumable supplies such as stationery, fuel shall be charged to revenue at the time of purchase.

8. Retirement Benefits

- a. Contribution payable to defined contribution scheme (like Provident Fund) is charged to the Income and Expenditure account for the year.
- b. In respect of liability towards Pension, presently GNN is required to make a contribution to the Pension and Provident Fund Branch and such contribution is charged to the Income and Expenditure for the year.
- c. Leave encashment has not been provided in the absence of consolidated data on leave and its financial implications being estimated.

B. Notes on Accounts

1. Schedule B-1: Municipal (General) Fund

Balance represents the opening balance compiled based on the construction of opening balance sheet as of 1st April 2020 adjusted for the excess / deficit of income over expenditure in the current year.

2. Schedule B-2: Earmarked Funds

The GNN does not maintain any special fund for specific purpose.

3. Schedule B-3: Reserves

- a. Reserves contain Revaluation Reserves which represents difference of Fair Market Value and Historical Cost of Fixed Assets (i.e immovable properties) for which revaluation was done.

4. Schedule B-4: Grants, Contributions for Specific Purposes

Grants received from the Administration as well as from Central Government towards specific purposes are accounted under current liabilities, until the related capital / revenue expenditure is incurred, at which point, the amount is transferred to capital contribution or income and expenditure statement as applicable.

5. Schedule B-7: Deposits Received

As certified by the Management, there are no deposits outstanding as on Balance Sheet date.

6. Schedule B-8: Deposit Works

As certified by the Management, there are no deposits Works outstanding as on Balance Sheet date.

7. Schedule B-9: Other Liabilities (Sundry Creditors)

This represents amounts payable towards various expenses as well as statutory dues remitted after the Balance Sheet date.

8. Schedule B-9: Inter Unit Transactions

As certified by the Management, there are no Inter unit transactions.

9. Schedule B-10: Provisions

Provision for various expenses as per information compiled from the various circles / departments is reflected under this head as Provisions.

10. Schedule B-11: Fixed Assets

- a. The cost of the assets transferred from Administration free of cost have been considered at nominal value of as Re.1/-.
- b. The Assets which are in active use and created during the year are considered in the financial statements of GNN. However, GNN is yet to list and value its inactive assets and hence, the assets are not considered for impairment in the Current Year; Accumulated Depreciation has been provided on the Opening Assets Balances.
- c. The Capitalization has been done to the extent and based on the Work progress report received from the divisions and as certified by the Management.
- d. Fixed Assets in the nature of immovable properties of GNN were revalued as on 01.04.2015 and appropriately reported as Revaluation Reserve and corresponding revaluation reserve was created.

11. Schedule B-12: Investments - General Fund

Other Investments which are in the nature of Current Investment represent the Fixed Deposits Investments made with the Banks. Consequently, the Investments are unquoted investments.

12. Schedule B-14: Stock in Hand (Inventories)

Inventories represent stocks of materials lying with the Corporation as at the end of the financial year and as valued and certified by the Management of GNN.

13. Schedule B-15: Sundry Debtors (Receivables)

The receivables have been estimated only considering the demand raised by GNN, no provision for doubtful debts has been considered.

House Tax/ Water Tax & Sewer Tax charges receivable have been estimated based on the demands raised and the provision for unbilled revenue for the balance billing cycle. No provision for doubtful debts has been considered in the absence of ageing information.

14. Schedule B-17: Cash and Bank Balances

There is no cash balance as on Balance Sheet date.

Bank balance represents the balance lying in the bank accounts of the Corporation adjusted for items under reconciliation.

15. Schedule B-18: Loans Advances & Deposit

(a) This schedule contains the amount receivable from Revenue Authorities in respect of Goods & Service Tax and ESIC Department. The ESIC Department conducted a survey on the premises of GNN during the financial year 2018-19 and raised a demand of Rs. 9,48,52,252/- on the GNN and withdraw the amount of Rs. 9,33,01,172/- from Union Bank of India in respect of amount equal to Rs. 9,48,52,252/-. GNN filed an appeal with the Hon'ble Allahabad High Court and matter is still pending. Therefore, the said amount so deposited has been shown under the head Loans & Advances as "ESIC deposit under protest".

(b) Considering the nature of expenditure, the payments made after the approvals from the competent authority are debited to income and expenditure account under respective head of expenses

16. Gratuity

The GNN has not made any provision for accrued liability on account of Gratuity on Retirement of Employees, as per the requirements of Accounting Standard for Local Bodies ASLB-39 "Employee Benefits". However, the liability is accounted for on payment basis.

17. Schedule I-1: Sale

The Sale of goods are recognized when the ownership and the risk transfers to the buyer.

18. Schedule I-2: General Income

Tax Revenue

The Tax Revenue shown is as per demand raised against Property Taxes during the year net of discount allowed by GNN.

Rental income from Municipal Properties

Rental Income is recognized on accrual basis and receivable as on Balance Sheet date is reported under Current Assets.

Fees & User Charges

This mainly represents various fees collected and recognized on cash basis except for Parking & Advertisement Fees which is reported on accrual basis.

19. Schedule I-3: Revenue Grants, Contributions & Subsidies

The Non-Plan Grants received from the Administration and the Plan Grant for the purpose of expenditure in revenue nature is shown in the head.

The Income is recognized on receipt of the sanction order and the receipt of the income becomes certain.

20. Schedule I-8: Income from Other Sources

Income from Investments

The Interest income received from the Fixed Deposits Investments is recognized on time proportionate basis. The total interest income received is out of the Current Investments.

Income from Education Institution

The income from Education Institutions is recognized as and when received.

21. Goods & Service Tax

As per the information and explanation given to us, the amount of input tax credit, if any not appearing in GSTR 2A/2B has been claimed on the basis of invoices available with the management. Further, the responsibility of the reconciliation of GSTR-2A/2B along with Input register lies with the management. Also as informed by the management, the GNN is required to reverse the Goods & Service Tax in respect of services which are not taxable on proportionate basis; however, till the date of signing this Balance Sheet, the same has not been reversed. Management is of the view that it will reverse the same within due course of time.

22. TDS on Interest Income

The Income of Nagar Nigam Ghaziabad being local authority is exempt under section 10(20) of Income Tax Act, 1961. GNN is not required to file Income Tax Return. However, at time some banks are deducting TDS on Interest Income inadvertently, which GNN has not claimed as refund as no return of income is required to be filed as same has been treated as expense under Income and Expenditure Account.

23. GNN Green Municipal Bond

Ghaziabad Nagar Nigam based on UP Government approval floated bids for issue of Green Municipal Bond for Rs. 150 Crore under Private Placement on 31-03-2021. The purpose of raising these funds is setting up a TSTP Plant at the Indirapuram site with 40 MLD output of industrial grade water, to be supplied through piped network, to the

**Ghaziabad Nagar Nigam, Ghaziabad (GNN)
Notes on Financials for the year 2020-21**

Anenxure"1"

units of Sahibabad Industrial Area. These Bonds are secured against land of worth Rs. 201.60 Crore and also backed by the escrow payment mechanism. The bidding in respect of such Bonds was made on 31st March 2021, however, allotment and listing was done on 6th April, 2021 and 8th April, 2021 respectively. The Bonds are repayable in tenure of 10 years the first repayment shall be start at the end of 4th year from the date of issue.


24. Contingent Liabilities:

As informed and confirmed by Management and on the basis of information received GNN, the contingent liabilities, i.e. sundry disputes with parties etc., are neither recognized in the financial statement nor disclosed, as the same are not ascertainable, as stated by the Management of GNN.

25. Regroup and Reclassification


Previous years' figures have been regrouped, reclassified and rearranged, wherever considered necessary to conform current years' grouping.

**For Ahuja Saxena & Co.
Chartered Accountants**



**CA. Gaurav Ahuja
(Prop.)
MRN: 421236**

For Ghaziabad Nagar Nigam


(Accountant)


**(Asst. Accountant)
Officer**


**(Accounts)
Officer**


**(Addl. Municipal)
Commissioner**

लेखाधिकारी
गाजियाबाद नगर निगम

अपर नगर आयुक्त
नगर निगम, गाजियाबाद

Place: Ghaziabad

Date: 17-09-2021

UDIN: 21421236AAAAAR9304